

TEMESCAL VALLEY WATER DISTRICT

ANNUAL FINANCIAL REPORT

For the Fiscal Year Ended
June 30, 2021

Temescal Valley Water District
Table of Contents
June 30, 2021

TABLE OF CONTENTS

	Page
I. INDEPENDENT AUDITOR'S REPORT	1 - 3
II. MANAGEMENT'S DISCUSSION AND ANALYSIS	4 - 12
III. BASIC FINANCIAL STATEMENTS	
Statement of Net Position	13
Statement of Revenues, Expenses and Changes in Net Position	14
Statement of Cash Flows	15 - 16
Statement of Fiduciary Net Position	17
Statement of Changes in Fiduciary Net Position	18
Notes to Financial Statements	19 - 34
IV. REQUIRED SUPPLEMENTARY INFORMATION	
Schedule of the District's Proportionate Share of the Net Pension Liability	35
Schedule of Plan Contributions	36



INDEPENDENT AUDITOR'S REPORT

Board of Directors
Temescal Valley Water District
Corona, California

Report on the Financial Statements

We have audited the accompanying financial statements of the business-type activities and the aggregate remaining fund information of the Temescal Valley Water District (District), as of and for the year ended June 30, 2021, and the related notes to the financial statements, which collectively comprise the District's basic financial statements as listed in the table of contents.

Management's Responsibility for the Financial Statements

Management is responsible for the preparation and fair presentation of these financial statements in accordance with accounting principles generally accepted in the United States of America; this includes the design, implementation, and maintenance of internal control relevant to the preparation and fair presentation of financial statements that are free from material misstatement, whether due to fraud or error.

Auditor's Responsibility

Our responsibility is to express opinions on these financial statements based on our audit. We conducted our audit in accordance with auditing standards generally accepted in the United States of America and the standards applicable to financial audits contained in *Government Auditing Standards*, issued by the Comptroller General of the United States. Those standards require that we plan and perform the audit to obtain reasonable assurance about whether the financial statements are free from material misstatement.

An audit involves performing procedures to obtain audit evidence about the amounts and disclosures in the financial statements. The procedures selected depend on the auditor's judgment, including the assessment of the risks of material misstatement of the financial statements, whether due to fraud or error. In making those risk assessments, the auditor considers internal control relevant to the entity's preparation and fair presentation of the financial statements in order to design audit procedures that are appropriate in the circumstances, but not for the purpose of expressing an opinion on the effectiveness of the entity's internal control. Accordingly, we express no such opinion. An audit also includes evaluating the appropriateness of accounting policies used and the reasonableness of significant accounting estimates made by management, as well as evaluating the overall presentation of the financial statements.

We believe that the audit evidence we have obtained is sufficient and appropriate to provide a basis for our audit opinion.

Van Lant & Fankhanel, LLP

29970 Technology Drive, Suite 105 A
Murrieta, CA 92563
909.856.6879

Opinions

In our opinion, the financial statements referred to above present fairly, in all material respects, the respective financial position of the business-type activities and the aggregate remaining fund information of the Temescal Valley Water District, as of June 30, 2021, and the changes in financial position, and, where applicable, cash flows thereof for the year then ended in accordance with accounting principles generally accepted in the United States of America.

Change in Accounting Principle

As reported in the financial statements, in fiscal year 2020-21, the District adopted new accounting guidance, *GASBS No. 84, Fiduciary Activities*. Our opinion is not modified with respect to this matter.

Report on Summarized Comparative Information

We have previously audited Temescal Valley Water District's financial statements, and we expressed an unmodified audit opinion on those audited financial statements in our report dated January 20, 2021. In our opinion, the summarized comparative information presented herein as of and for the year ended June 30, 2020, is consistent, in all material respects, with the audited financial statements from which it has been derived.

Other Matters

Required Supplementary Information

Accounting principles generally accepted in the United States of America require that the management's discussion and analysis and other required supplementary information, as listed in the table of contents, be presented to supplement the basic financial statements. Such information, although not a part of the basic financial statements, is required by the Governmental Accounting Standards Board, who considers it to be an essential part of financial reporting for placing the basic financial statements in an appropriate operational, economic, or historical context. We have applied certain limited procedures to the required supplementary information in accordance with auditing standards generally accepted in the United States of America, which consisted of inquiries of management about the methods of preparing the information and comparing the information for consistency with management's responses to our inquiries, the basic financial statements, and other knowledge we obtained during our audit of the basic financial statements. We do not express an opinion or provide any assurance on the information because the limited procedures do not provide us with sufficient evidence to express an opinion or provide any assurance.

Other Reporting Required by Government Auditing Standards

In accordance with *Government Auditing Standards*, we have also issued a report dated January 21, 2022, on our consideration of the District's internal control over financial reporting and on our tests of its compliance with certain provisions of laws, regulations, contracts, and grant agreements and other matters. The purpose of that report is to describe the scope of our testing of internal control over financial reporting

and compliance and the results of that testing, and not to provide an opinion on the internal control over financial reporting or on compliance. That report is an integral part of an audit performed in accordance with *Government Auditing Standards* in considering the District's internal control over financial reporting and compliance.

Van Lant + Fankhanel, LLP

January 21, 2022

TEMESCAL VALLEY WATER DISTRICT
Management's Discussion and Analysis
June 30, 2021

Our discussion and analysis of Temescal Valley Water District's (the "District") financial performance provides an overview of the District's financial activities for the fiscal year ended June 30, 2021. Please read it in conjunction with the District's financial statements, which begin on page 13.

Financial Highlights

- The District's Net Position increased \$3,528,082 or 4.5 percent in the current year, as a result of; \$3,084,815 from operations, and \$443,267 from non-operating revenue.
- Current assets and other restricted assets increased by \$171,237 mainly due to the net effect of an increase in current assets.
- Current year operating revenues increased by \$1,308,429 due to higher water revenue. While operating expenses decreased by \$33,979 due mainly to lower costs of repairs and maintenance.
- Capital asset contributions received from developers were zero in the current year and \$1,595,000 in the prior year.
- Total revenues were \$13.4 million and \$ 12.1 million and total expenses were \$ 10.3 million and \$10.4 million for the current year and prior year, respectively.
- See accompanying charts for revenue and expense details, as well as capital expenditures.

Using This Annual Report

This annual report consists of a series of financial statements. The statements of net position and statements of revenues, expenses, and changes in net position (on pages 13 through 16) provide information about the activities of the District as a whole and present a longer-term view of the District's finances.

Reporting on the District as a Whole

Our analysis of the District as a whole begins on page 5. One of the most important questions asked about the District's finances is, "Is the District as a whole better off or worse off as a result of the year's activities?" The statements of net position and the statements of revenues, expenses, and changes in net position, report information about the District as a whole and about its activities in a way that helps answer this question. These statements include all assets and liabilities using the accrual basis of accounting, which is similar to the accounting used by most private-sector companies. All of the current year's revenues and expenses are taken into account regardless of when cash is received or paid.

TEMESCAL VALLEY WATER DISTRICT
Management's Discussion and Analysis
(Continued)
June 30, 2021

These financial statements report the District's net position and changes in them. You can think of the District's net position – the difference between assets and liabilities – as one way to measure the District's financial health or financial position. Over time, increases or decreases in the District's net position are one indicator of whether its financial health is improving or deteriorating. You will need to consider other non financial factors, such as changes in the District's property tax base and the condition of the District's water and sewer facilities, to assess the overall health of the District.

The District reports in the statements of net position and the statements of revenues expenses, and changes in net position two types of activities, water and sewer services. All District activities are reported in these statements.

The District as a Whole

The District's net position increased to \$105.9 million from \$102.3 million. Our analysis below focuses on the net position (Table 1) and the changes in net position (Table 2) of the District's activities.

Table 1
Net Position (in Millions)
June 30

	2021	2020	2019
Capital assets	\$77.2	\$ 73.5	\$ 70.3
Current and other restricted assets	\$33.1	32.9	31.1
Total assets	<u>\$110.3</u>	<u>106.4</u>	<u>101.4</u>
Deferred Outflows of Resources	<u>.2</u>	<u>.2</u>	<u>.2</u>
Current Liabilities	3.8	3.1	2.2
Noncurrent Liabilities	<u>.8</u>	<u>1.2</u>	<u>1.5</u>
Total liabilities	<u>4.6</u>	<u>3.7</u>	<u>3.7</u>
Deferred Inflows of Resources	<u>0</u>	<u>0</u>	<u>0</u>
Net Position			
Net Investment in Capital Assets	<u>76.5</u>	<u>72.4</u>	<u>68.8</u>
Unrestricted	<u>29.4</u>	<u>29.9</u>	<u>29.1</u>
Total net position	<u>\$ 105.9</u>	<u>\$102.3</u>	<u>\$ 97.9</u>

The net position increased by \$3,528,082 in 2021, \$4,402,633 in 2020 and \$4,414,832 in 2019. Unrestricted net position (the part of net position that can be used to finance day-to-day operations without constraints established by debt covenants, enabling legislation, or other legal requirements) decreased by \$526,379. This decrease arose from higher funds invested in capital assets.

TEMESCAL VALLEY WATER DISTRICT
Management's Discussion and Analysis
(Continued)
June 30, 2021

Table 2
Changes in Net Position (in millions)
June 30

	2021	2020	2019
Operating revenues	\$ 13.4	\$12.1	\$12.2
Operating expenses	10.3	10.3	9.2
Operating income (loss)	3.1	1.8	3.0
Non-operating revenues, net	.4	1.1	1.0
Capital contributions	-	1.6	.3
Change in net position	\$3.5	\$4.5	\$4.4

The District's operating revenues increased over prior year by 10.8 percent. Operating expenses decreased by .3 percent.

The District had 5,948 active water services at June 30, 2021 as compared to 5,662 active services at June 30, 2020 and 5,387 active services at June 30, 2019. This represents a net increase of 5.1 percent.

Capital asset contributions by developers were zero in 2021, \$1,595,000 in 2020, and \$319,596 in 2019 . This is a result of the completion and dedication of new water and sewer facilities within the new housing developments inside the District.

Capital Assets and Debt Administration

Capital Assets

At the end of fiscal year 2021, the District had \$77.2 million invested in a broad range of capital assets including land, water reclamation facilities, reservoirs, water transportation facilities, water and sewer mains, and sewage collection, treatment, and disposal systems, and buildings and equipment (see Table 3 below).

TEMESCAL VALLEY WATER DISTRICT
Management's Discussion and Analysis
(Continued)
June 30, 2021

Table 3
Capital Assets at Year-End (in millions)
June 30

	<u>2021</u>	<u>2020</u>	<u>2019</u>
Land	\$.9	\$.9	\$.9
Water capacity rights	13.5	13.5	13.5
Construction in progress	8.3	3.8	.6
Capital assets - net of depreciation	<u>54.5</u>	<u>55.3</u>	<u>55.3</u>
	<u>\$ 77.2</u>	<u>\$ 73.5</u>	<u>\$ 70.3</u>

Debt

At June 30, 2021, the District had \$ 703,282 in long-term debt.

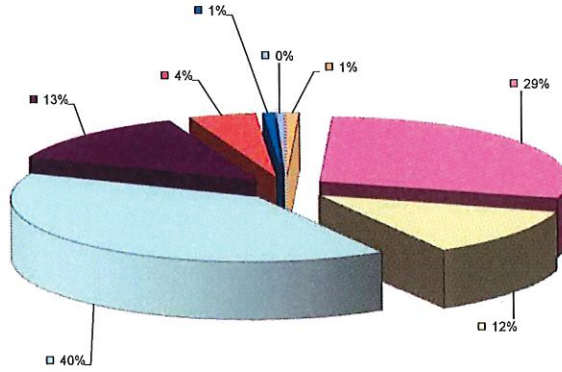
Factors Bearing on the District's Future

The District is currently experiencing very little growth in residential housing within its service area. In the 2020-2021 fiscal year, the customer base increased only by 5.0 percent. New and planned residential communities totaling approximately 701 residences are projected to be completed in the near future. This new growth will increase the size of the District's customer base. These planned residential communities are in various stages of construction and planning. As water and sewer facilities are completed and accepted by the District, the facilities will become part of the District's capital assets and subject to operation by the District.

Contacting the District's Financial Management

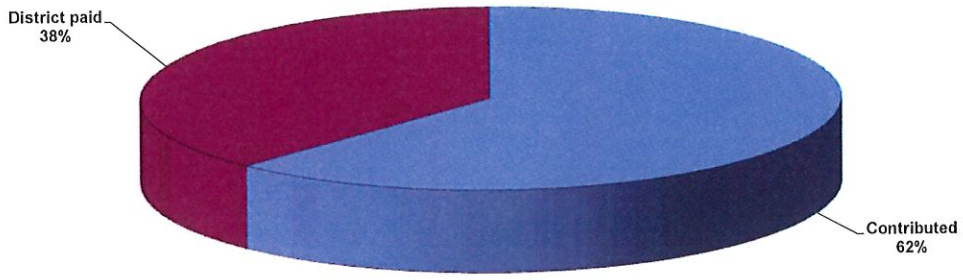
The financial report is designed to provide our citizens, taxpayers, and customers with a general overview of the District's finances and to show the District's accountability for the money it receives. If you have questions about this report or need additional financial information, contact the Finance Manager at: Temescal Valley Water District, 22646 Temescal Canyon Road, Temescal Canyon, California 92883.

Temescal Valley Water District
 Capital Assets
 June 30, 2021

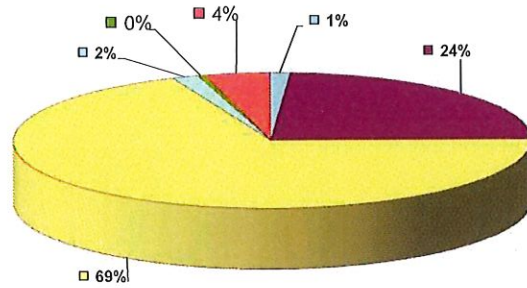


Land
 Water reclamation facility
 Reservoirs & water transportation facilities
 Water, sewer & recycled mains
 Water capacity rights
 Equipment
 Office building improvements
 Construction in progress

Temescal Valley Water District
Percentage of Capital Assets Contributed
June 30, 2021

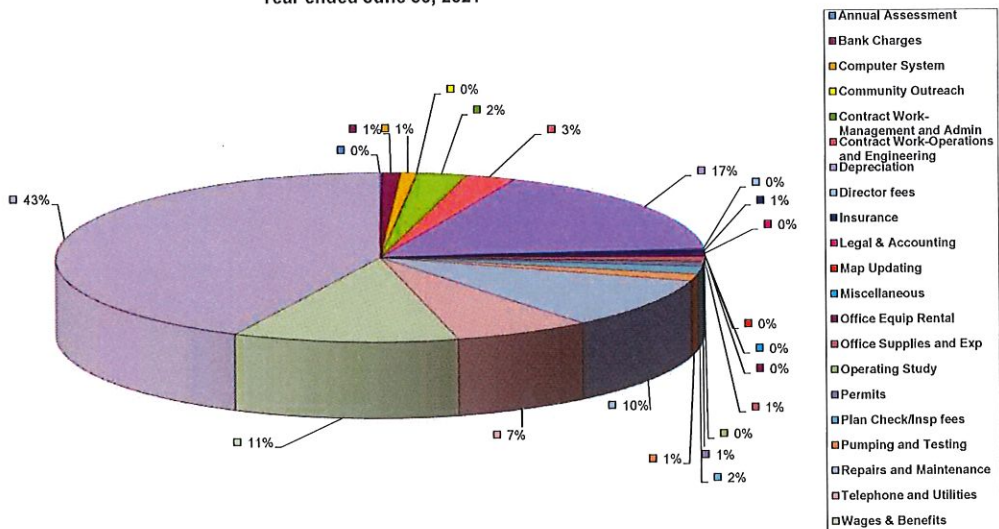


Temescal Valley Water District
Operating Revenue
Year ended June 30, 2021

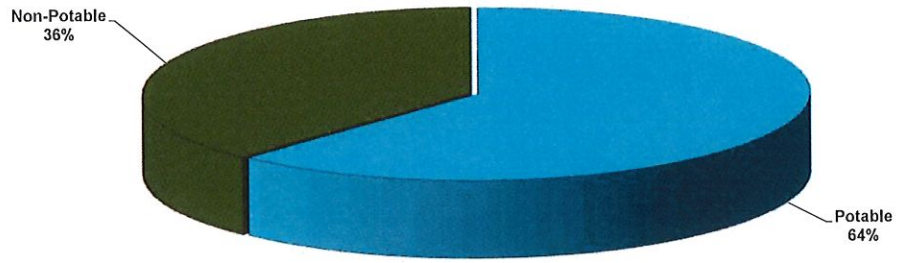


Standby charges	Sewer service fees
Water & Nonpotable sales and fees	Connection fees
Service Meter Income	Property Taxes / Int Inc/ Other

Temescal Valley Water District
 Operating Expenses
 Year ended June 30, 2021



Temescal Valley Water District
Water Volume Sold
For F/Y 2020-2021



BASIC FINANCIAL STATEMENTS

Temescal Valley Water District
Statement of Net Position
June 30, 2021 (2020 for Comparative Purposes Only)

	2021	2020 (for Comparative Purposes Only)
ASSETS		
Current Assets:		
Cash and Cash Equivalents	\$ 30,041,111	\$ 30,332,396
Accounts Receivable:		
Utility	1,446,394	1,090,027
Other	287,742	216,725
Accrued Interest Receivable	12,335	56,310
Prepaid Expenses	49,423	28,497
Inventory	48,460	35,069
Total Current Assets	31,885,465	31,759,024
Noncurrent Assets:		
Restricted Cash and Cash Equivalents	1,259,632	1,214,836
Capital Assets Not Being Depreciated:		
Land	902,118	902,118
Water Capacity Rights	13,503,639	13,503,639
Construction in Progress	8,313,697	3,827,196
Capital Assets, Net of Accumulated Depreciation	54,477,772	55,288,310
Total Noncurrent Assets	78,456,858	74,736,099
Total Assets	110,342,323	106,495,123
DEFERRED OUTFLOWS OF RESOURCES		
Deferred Pension Related Items	164,014	163,609
LIABILITIES		
Current Liabilities:		
Accounts Payable	639,129	559,313
Payable to Other Governmental Agencies	414,531	634,490
Due to Custodial Fund	552,893	468,257
Accrued Salaries and Refunds	88,916	65,819
Related Party Payable	15,252	37,809
Excess Sewer Capacity Deposits	98,613	98,613
Unearned Revenue	1,337,700	578,200
Other Deposits	608,126	647,966
Total Current Liabilities	3,755,160	3,090,467
Noncurrent Liabilities:		
Net Pension Liability	140,674	106,487
Loan Payable	703,282	1,081,780
Total Noncurrent Liabilities	843,956	1,188,267
Total Liabilities	4,599,116	4,278,734
DEFERRED INFLOWS OF RESOURCES		
Deferred Pension Related Items	1,003	1,862
NET POSITION		
Net Investment in Capital Assets	76,493,944	72,439,483
Unrestricted	29,412,274	29,938,653
Total Net Position	\$ 105,906,218	\$ 102,378,136

The accompanying notes are an integral part of this statement.

Temescal Valley Water District
Statement of Revenues, Expenses and Changes in Net Position
For the Years Ended June 30, 2021 (2020 for Comparative Purposes Only)

	2021	2020 (for Comparative Purposes Only)
OPERATING REVENUES		
Standby Charges	\$ 163,765	\$ 163,371
Sewer Service Fees	3,198,317	2,879,232
Water Service Fees	9,231,757	7,912,850
Connection Fees	223,453	598,690
Service Meter Income	53,422	100,400
Other	559,056	466,798
	13,429,770	12,121,341
OPERATING EXPENSES		
Annual Assessment Processing	11,447	11,370
Bank Charges	96,069	76,471
Computer System	78,417	76,885
Community Outreach	6,428	7,901
Contract Work - Management and Administrative	254,399	256,048
Contract Work - Operations and Engineering	262,886	215,995
Depreciation and Amortization	1,733,402	1,756,658
Director Fees	20,722	17,230
Insurance	73,795	77,234
Legal and Accounting	30,135	26,455
Map Updating	8,699	15,048
Miscellaneous	480	24,729
Office Equipment Rental	19,713	16,922
Office Supplies and Expenses	91,258	88,422
Operating Study	21,632	23,778
Permits	80,143	63,118
Plan Check/Inspection Fees and Studies	159,411	71,560
Pumping and Testing	132,451	130,941
Repairs, Maintenance, and Supplies	993,444	1,854,156
Telephone and Utilities	700,955	602,737
Wages, Employee Benefits, and Payroll Taxes	1,158,926	1,139,414
Water - Purchased	4,410,143	3,825,862
	10,344,955	10,378,934
Operating Income (Loss)	3,084,815	1,742,407
NON-OPERATING REVENUES (EXPENSES)		
Property Taxes	205,038	162,326
Interest Income	55,647	749,792
Other	182,582	153,108
	443,267	1,065,226
Total Non-Operating Revenues (Expenses)	443,267	1,065,226
Capital Contributions	-	1,595,000
Change in Net Position	3,528,082	4,402,633
Net Position - Beginning of Year	102,378,136	97,975,503
Net Position - End of Year	\$ 105,906,218	\$ 102,378,136

The accompanying notes are an integral part of this statement.

**Temescal Valley Water District
Statement of Cash Flows**

For the Years Ended June 30, 2021 (2020 for Comparative Purposes Only)

	<u>2021</u>	<u>2020</u> <u>(for Comparative Purposes Only)</u>
CASH FLOWS FROM OPERATING ACTIVITIES		
Receipts from Customers	\$ 13,761,886	\$ 12,590,872
Payments to Employees	(1,102,906)	(1,083,916)
Payments to Suppliers	(7,649,644)	(7,327,011)
Other Revenue	<u>182,582</u>	<u>153,108</u>
Net Cash Provided (Used) By Operating Activities	<u>5,191,918</u>	<u>4,333,053</u>
CASH FLOWS FROM NONCAPITAL FINANCING ACTIVITIES		
Property Taxes	<u>205,038</u>	<u>162,326</u>
Net Cash Provided (Used) by Noncapital Financing Activities	<u>205,038</u>	<u>162,326</u>
CASH FLOWS FROM CAPITAL AND RELATED FINANCING ACTIVITIES		
Principal Payments on Loans	(378,498)	(305,859)
Purchases of Capital Assets	<u>(5,409,365)</u>	<u>(3,400,047)</u>
Net Cash Provided (Used) By Capital and Related Financing Activities	<u>(5,787,863)</u>	<u>(3,705,906)</u>
CASH FLOWS FROM INVESTING ACTIVITIES		
Interest on Cash and Cash Equivalents	<u>99,622</u>	<u>787,018</u>
Net Cash (Used) Provided By Investing Activities	<u>99,622</u>	<u>787,018</u>
Net (Decrease) Increase in Cash and Cash Equivalents	(291,285)	1,576,491
Cash and Cash Equivalents - Beginning of Year	<u>30,332,396</u>	<u>28,755,905</u>
Cash and Cash Equivalents - End of Year	<u><u>\$ 30,041,111</u></u>	<u><u>\$ 30,332,396</u></u>

The accompanying notes are an integral part of this statement.

Temescal Valley Water District
Statement of Cash Flows - Continued
For the Years Ended June 30, 2021 (2020 for Comparative Purposes Only)

	2021	2020
RECONCILIATION OF OPERATING INCOME (LOSS) TO NET CASH PROVIDED BY OPERATING ACTIVITIES		
Operating Income (Loss)	\$ 3,084,815	\$ 1,742,407
Adjustments to Reconcile Operating Income (Loss) to Net Cash Provided by Operating Activities:		
Depreciation and Amortization	1,733,402	1,756,658
Other Revenue	182,582	153,108
Change in Assets and Liabilities:		
(Increase) Decrease in Accounts Receivable:		
Utility	(356,367)	(107,868)
Other	(71,017)	(801)
(Increase) Decrease in Prepaids	(20,926)	5,049
(Increase) Decrease in Inventory	(13,391)	21,351
(Increase) Decrease in Deferred Outflows Related to Pensions	(405)	2,423
Increase (Decrease) in Accounts Payable	79,816	194,787
Increase (Decrease) in Payable to Other Governmental Agencies	(219,959)	67,755
Increase (Decrease) in Accrued Salaries and Refunds	23,097	21,480
Increase (Decrease) in Net Pension Liability	34,187	29,733
Increase (Decrease) in Deferred Inflows Related to Pensions	(859)	1,862
Increase (Decrease) in Unearned Revenue	759,500	578,200
Increase (Decrease) in Related Party Payable	(22,557)	(133,091)
	\$ 5,191,918	\$ 4,333,053
SCHEDULE OF NON-CASH CAPITAL AND RELATED FINANCING ACTIVITIES		
Contributed Capital Assets	\$ -	\$ 1,595,000

The accompanying notes are an integral part of this statement.

Temescal Valley Water District
Statement of Fiduciary Net Position
Custodial Fund
June 30, 2021

	<u>2021</u>
ASSETS	
Cash and Investments with Fiscal Agent	\$ 13,789,399
Due from Water District	<u>552,893</u>
Total Assets	<u>14,342,292</u>
LIABILITIES	
Accounts Payable	<u>-</u>
Total Liabilities	<u>-</u>
NET POSITION	
Held for the Benefit of Other Individuals and Organizations	<u>\$ 14,342,292</u>

The accompanying notes are an integral part of this statement.

Temescal Valley Water District
Statement of Changes in Fiduciary Net Position
Custodial Fund
Year Ended June 30, 2021

	2021
ADDITIONS	
Contributions:	
Taxes and Assessments collected for others	\$ 6,601,454
Investment Earnings:	
Interest Income	1,247
Total Additions	6,602,701
DEDUCTIONS	
Payments on Behalf of CFD	6,342,538
Payments to Bondholders	6,817,842
Total Deductions	13,160,380
Total Increase (Decrease) In Fiduciary Net Position	(6,557,679)
Net Position, Beginning, restated	20,899,971
Net Position, Ending	\$ 14,342,292

The accompanying notes are an integral part of this statement.

Temescal Valley Water District
Notes to Financial Statements
June 30, 2021

1) REPORTING ENTITY AND SUMMARY OF SIGNIFICANT ACCOUNTING POLICIES

Reporting Entity

The reporting entity includes the accounts of the Temescal Valley Water District (District) and the related improvement districts located within the service area of the District. The District is a special district created for the purpose of providing water, water treatment, and sewage disposal services to customers within its service area. The District has a contract to purchase a majority of its water from the Western Municipal Water District. As of July 1, 2015, the District, formerly named the Lee Lake Water District, officially changed its name to Temescal Valley Water District.

In a previous fiscal year, the District's Board of Directors ratified the formation of the Lee Lake Water District Financing Corporation, now titled the Temescal Valley Water District Financing Corporation, to facilitate the issuance of certificates of participation. The certificates may be issued to assist in the financing of costs of design and engineering of certain sewer system and water system improvements. Although the Financing Corporation qualifies as a component unit for inclusion within these financial statements, the certificates have not been issued and there has been no other activity to record in these financial statements to date.

The officers of the District and the date of expiration of terms of office are as follows:

Charles Colladay	President	November 2023
Paul Rodriguez	Vice President/Secretary	November 2025
Fred Myers	Board Member - Engineering Comm.	November 2025
John Butler	Board Member - Engineering Comm.	November 2023
David Harich	Board Member - Finance Comm.	November 2025

On April 23, 2013, the District and CFD No. 1 created the Lee Lake Public Financing Authority (Authority), through a joint exercise of powers agreement under Chapter 5 of Division 7 of Title 1 of the California Government Code (the "Act"). Article 4 of the Act authorizes and empowers the Authority to issue bonds and to purchase bonds issued by, or to make loans to, the District or CFD No. 1 for financing public capital improvements or projects as determined by the District or CFD No. 1. The Authority's Board consists of the five members of the District's Board of Directors. The General Manager of the District is designated as the Executive Director of the Authority. On July 18, 2013, the Authority issued Series A and B Revenue Bonds (Bonds) to refund outstanding special tax bonds previously issued by CFD No. 1, 2 and 3, as described in Note 8 of these financial statements. The Bonds do not represent obligations of the District, and the related balances and activity are reported in an agency fund in these financial statements.

Basis of Accounting and Measurement Focus

As a governmental agency, the District is subject to accounting and reporting standards established by the Governmental Accounting Standards Board (GASB). As the majority of revenues consist of water sales and related services, the District as a whole, for financial statements purposes, is classified as a proprietary fund. Separate financial statements are provided for the proprietary fund and the agency

Temescal Valley Water District
Notes to Financial Statements
June 30, 2021

1) REPORTING ENTITY AND SUMMARY OF SIGNIFICANT ACCOUNTING POLICIES - Continued

fund. The District uses the accrual basis of accounting. The financial activities of the District are accounted for using the economic resources measurement focus. Under this method, all assets and liabilities associated with its operations are included on the statement of net position; revenues are recorded when earned and become measurable; and expenses are recorded when liabilities are incurred.

The District reports its water and sewer operations as a single enterprise fund. Additionally, the District reports an agency fund to account for money received by the District as an agent for individuals, other governments and other entities. Specifically, the District accounts for activities of the Public Financing Authority in the agency fund. The agency fund is reported using the accrual basis of accounting.

Cash and Cash Equivalents

For purposes of the statement of cash flows, the District considers all short-term debt securities purchased with an original maturity of three months or less to be cash equivalents. The District invests funds with the State of California Pooled Local Agency Investment Fund (LAIF). Due to the high liquidity of this investment, the funds are classified as a cash equivalent. Fair value in external investments pools such as LAIF are determined based on the District's pro rate share of the fair value of the Pool's underlying portfolio. Some of the cash and cash equivalents have been classified as restricted in accordance with applicable standards, and are not included in the statement of cash flows.

Inventory

Inventory consists of supplies and excess Equivalent Dwelling Units (EDUs) and is recorded at the lower of cost (first-in, first-out) or market.

Capital Assets

The District records the acquisition of capital assets and additions, improvements, and other capital outlays that significantly extend the life of an asset. Capital assets are defined by the District as assets with an initial, individual cost of more than \$100,000 and an estimated useful life in excess of one year. The reported value excludes normal maintenance and repairs which are essentially amounts spent in relation to capital assets that do not increase the capacity or efficiency of the item or extend its useful life beyond the original estimate.

Donated capital assets received prior to the implementation of GASB 72 were recorded at fair value on the date of donation. Donated capital assets received subsequent to the implementation of GASB 72 are recorded at acquisition value as of the date received. Capital assets purchased by the District are carried at cost. Assets are depreciated using the straight-line method of depreciation over their estimated useful lives ranging from five to fifty years.

Temescal Valley Water District
Notes to Financial Statements
June 30, 2021

1) REPORTING ENTITY AND SUMMARY OF SIGNIFICANT ACCOUNTING POLICIES - Continued

Revenue and Expenses

Revenues and expenses are distinguished between operating and nonoperating items. Operating revenues generally result from providing services in connection with the District's principal ongoing operations. The principal operating revenues of the District are fees in connection with providing water and sewer services to customers.

Operating expenses include the costs of providing water and sewer services, administrative expenses, and depreciation on capital assets. All revenue and expenses not meeting these definitions are reported as nonoperating revenues and expenses.

Property Taxes

Property taxes are assessed and collected each fiscal year according to the following property tax calendar:

Lien Date	March	
Levy Date	July 1 to June 30	
Due Date	November 1	1st Installment
	March 1	2nd Installment
Collection Date	December 10	1st Installment
	April 10	2nd Installment

The District assesses its property taxes through the County tax rolls. Property taxes are recognized as revenue in the period for which the taxes are levied.

Reclassification

Certain reclassifications have been made to prior fiscal year amounts to conform with the current fiscal year financial statement presentations.

Use of Estimates

The preparation of financial statements in conformity with accounting principles generally accepted in the United States of America requires management to make estimates and assumptions that affect the reported amounts of assets and liabilities and disclosures at the date of the financial statements and the reported amounts of revenues and expenses during the reported period. Actual results could differ from those estimates.

Deferred Outflows/Inflows of Resources

In addition to assets, the statement of financial position will sometimes report a separate section for deferred outflows of resources. This separate financial statement element, *deferred outflows of resources*, represents consumption of net position that applies to future period(s) and so will not be recognized as an outflow of resources (expense) until then. The District reports deferred outflows in accordance with GASB Statement No. 68, *Accounting and Financial Reporting for Pensions*.

Temescal Valley Water District
Notes to Financial Statements
June 30, 2021

1) REPORTING ENTITY AND SUMMARY OF SIGNIFICANT ACCOUNTING POLICIES - Continued

In addition to liabilities, the statement of financial position will sometimes report a separate section for deferred inflows of resources. This separate financial statement element, *deferred inflows of resources*, represents an acquisition of net position that applies to a future period(s) and so will not be recognized as an inflow of resources (revenue) until that time. The District reports deferred inflows in accordance with GASB Statement No. 68, *Accounting and Financial Reporting for Pensions*.

Net Position

The difference between assets and liabilities is reported as net position. Net position is classified as either net investment in capital assets, restricted, or unrestricted.

Net investment in capital assets, consist of capital assets, net of accumulated depreciation and reduced by the outstanding principal of related debt. Restricted net position reflects the carrying value of assets less related liabilities that have external constraints placed on them by creditors, grantors, contributors, laws, or regulations of other governments, or through constitutional provisions, or enabling legislation. Unrestricted net position represents the remaining fund equity balance.

Net Position Flow Assumption

Sometimes the District will fund outlays for a particular purpose from both restricted (e.g. restricted bond or grant proceeds) and unrestricted resources. In order to calculate the amounts to report as restricted net position and unrestricted net position in the statement of net position, a flow assumption must be made about the order in which the resources are considered to be applied.

It is the District's policy to consider restricted net position to have been depleted before unrestricted net position.

Pension Plan

For purposes of measuring the net pension liability and deferred outflows/inflows of resources related to pensions, and pension expense, information about the fiduciary net position of the District's California Public Employees' Retirement System (CalPERS) plan (Plan) and additions to/deductions from the Plan's fiduciary net position have been determined on the same basis as they are reported by CalPERS. For this purpose, benefit payments (including refunds of employee contributions) are recognized when due and payable in accordance with the benefit terms. Investments are reported at fair value.

2) CASH AND INVESTMENTS

Cash and investments as of June 30, 2021 are classified in the accompanying financial statements as follows:

Temescal Valley Water District
Notes to Financial Statements
June 30, 2021

2) CASH AND INVESTMENTS - Continued

	2021
Statement of Net Position:	
Cash and Cash Equivalents	\$ 30,041,111
Restricted Cash and Cash Equivalents	1,259,632
Total Cash and Investments - Statement of Net Position	\$ 31,300,743
Statement of Fiduciary Assets and Liabilities:	
Cash and Investments with Fiscal Agent	\$ 13,789,399

Cash and investments as of June 30, 2021 consist of the following:

	2021
Cash on Hand	\$ 400
Deposits with Financial Institutions	5,251,466
Investments	26,048,877
Total Cash and Investments - Statement of Net Position	\$ 31,300,743
Cash and Investments with Fiscal Agent	
Deposits with Financial Institutions	\$ -
Money Market Mutual Funds	13,789,399
Total Cash and Investments with Fiscal Agent	\$ 13,789,399

Investments Authorized by the District's Investment Policy

The table below identifies the investment types that are authorized by the District's investment policy, which is in accordance with the California Government Code. This table does not address investments of debt proceeds held by bond trustees that are governed by the provisions of debt agreements of the District, rather than the general provision of the California Government Code or the District's investment policy:

Investment Type	Maximum Maturity	Maximum % of portfolio	Maximum in one issuer
Local Agency Bonds	5 years	None	None
U.S. Treasury Obligations	5 years	75%	None
U.S. Government Agency Issues	5 years	60%	\$6 million
Banker's Acceptances	180 days	20%	\$2 million
Commercial Paper	270 days	20%	10%
Negotiable Certificates of Deposits	5 years	30%	\$7.5 million
Medium Term Notes/Corporate Bonds	5 years	30%	\$1 million

Temescal Valley Water District
Notes to Financial Statements
June 30, 2021

2) CASH AND INVESTMENTS - Continued

Investment Type	Maximum Maturity	Maximum % of portfolio	Maximum in one issuer
Mutual Funds	None	20%	\$1 million
Money Market Mutual Funds	None	20%	\$1 million
County Pooled Investment Funds	None	None	None
Local Agency Investment Fund	None	100%	100%
Community Facility District	None	40%	None
Assessment District	None	40%	None
Asset-backed securities (ABS)	5 years	20%	10%
Supranationals	3 years	5%	5%

Disclosures Relating to Interest Rate Risk

Interest rate risk is the risk that changes in market interest rates will adversely affect the fair value of an investment. Generally, the longer the maturity of an investment, the greater the sensitivity of its fair value to changes in market rates. One of the ways that the District manages its exposure to interest rate risk is by purchasing a combination of shorter term and longer-term investments and by timing cash flows from maturities so that a portion of the portfolio is maturing or coming close to maturing evenly over time as necessary to provide the cash flow and liquidity needed for operations. Information about the sensitivity of the fair values of the District's investments (including investments held by bond trustees) to market interest rate fluctuations is provided by the following table:

Investment Type	Total	Remaining Maturity (in Months)			
		12 Months Or Less	13 to 24 Months	25 to 60 Months	More than 60 Months
LAIF	\$ 15,107,082	\$ 15,107,082	\$ -	\$ -	\$ -
U.S Treasury Obligations	3,441,743	1,032,146	1,021,069	1,388,528	-
U.S. Agency Securities	5,255,790	959,268	2,335,777	1,960,745	-
Money Market Mutual Funds	70,528	70,528	-	-	-
Medium-Term Notes	1,685,523	126,025	649,255	910,243	-
Asset Backed Securities	488,211	-	-	488,211	-
Held by Fiscal Agent:					
Money Market Mutual Funds	13,789,399	13,789,399	-	-	-
Total	<u>\$ 39,838,276</u>	<u>\$ 31,084,448</u>	<u>\$ 4,006,101</u>	<u>\$ 4,747,727</u>	<u>\$ -</u>

Disclosures Relating to Credit Risk

Generally, credit risk is the risk that an issuer of an investment will not fulfill its obligation to the holder of the investment. This is measured by the assignment of a rating by a nationally recognized statistical rating organization. Presented below is the minimum rating required by (where applicable) the California Government Code, the District's investment policy, or debt agreements, and the actual rating as of year-end for each investment type.

Temescal Valley Water District
Notes to Financial Statements
June 30, 2021

2) CASH AND INVESTMENTS – Continued

Investment Type	Total	Minimum Legal Rating	Rating as of Year end			
			AAA	AA	A	Not Rated
LAIF	\$ 15,107,082	N/A	\$ -	\$ -	\$ -	\$ 15,107,082
U.S Treasury Obligations	3,441,743	N/A	-	3,441,743	-	-
U.S. Agency Securities	5,255,790	N/A	-	5,255,790	-	-
Money Market Mutual Funds	70,528	A	70,528	-	-	-
Medium-Term Notes	1,685,523	A-	-	435,189	1,250,334	-
Asset Backed Securities	488,211	AA	250,132	-	-	238,079
Negotiable Certificates of Depos	-	N/A	-	-	-	-
Supranationals	-	AA	-	-	-	-
Held by Fiscal Agent:						
Money Market Mutual Funds	13,789,399	AAA	13,789,399	-	-	-
Total	\$ 39,838,276		\$ 14,110,059	\$ 9,132,722	\$ 1,250,334	\$ 15,345,161

Concentration of Credit Risk

The investment policy of the District contains no limitation on the amount that can be invested in any one issuer beyond that stipulated by the California Government Code. There are no investments in any one issuer that represent 5% or more of total District investments (other than U.S. Treasury securities, mutual funds and external investment pools).

Custodial Credit Risk

Custodial credit risk for *deposits* is the risk that, in the event of the failure of a depository financial institution, a government will not be able to recover its deposits or will not be able to recover collateral securities that are in the possession of an outside party. The California Government Code and the District's investment policy do not contain legal or policy requirements that would limit the exposure to custodial credit risk for deposits, other than the following provision for deposits: The California Government Code requires that a financial institution secure deposits made by state or local governmental units by pledging securities in an undivided collateral pool held by a depository regulated under state law (unless so waived by the governmental unit). The market value of the pledged securities in the collateral pool must equal at least 110% of the total amount deposited by the public agencies. California law also allows financial institutions to secure District deposits by pledging first trust deed mortgage notes having a value of 150% of the secured public deposits.

As of June 30, 2021, and June 30, 2020, the District had deposits with financial institutions in excess of federal depository insurance limits of \$5,001,466 and \$5,345,659, respectively, which were collateralized by securities held by the pledging Financial Institution's Agent but not in the District's name.

Fair Value of Investments

The District categorizes its fair value measurements within the fair value hierarchy established by generally accepted accounting principles. The hierarchy is based on the valuation inputs used to measure the fair value of the asset. Level 1 inputs are quoted prices in active markets for identical assets; Level 2 inputs are significant other observable inputs; Level 3 inputs are significant unobservable inputs.

Temescal Valley Water District
Notes to Financial Statements
June 30, 2021

2) CASH AND INVESTMENTS – Continued

The District has the following recurring fair value measurements as of June 30, 2021:

- U.S. Treasury Obligations of \$3,441,743 are valued using quoted marked prices (Level 1 inputs)
- U.S. Agency Securities of \$5,255,790 are valued using institutional bond quotes (Level 2 inputs)
- Medium-Term Notes of \$1,685,523 are valued using institutional bond quotes (Level 2 inputs)
- Asset backed securities of \$488,211 are valued using institutional bond quotes (Level 2 inputs)

Investment in State Investment Pool

The District is a voluntary participant in the Local Agency Investment Fund (LAIF) that is regulated by the California Government Code under the oversight of the Treasurer of the State of California. The fair value of the District's investment in this pool is reported in the accompanying financial statements at the amounts based upon the District's pro-rata share of the fair value provided by LAIF for the entire LAIF portfolio (in relation to the amortized cost of that portfolio). The balance available for withdrawal is based on the accounting records maintained by LAIF, which are recorded on an amortized cost basis. Information regarding LAIF's and the District's exposure to risk (credit, market, or legal) is not currently available.

3) CAPITAL ASSETS

Capital assets are presented as follows:

	Beginning Balance	Increases	Decreases	Ending Balance
Capital Assets, Not Being Depreciated				
Land	\$ 902,118	\$ -	\$ -	\$ 902,118
Water Capacity Rights	13,503,639	-	-	13,503,639
Construction in Progress	3,827,196	4,486,501	-	8,313,697
Total Capital Assets, Not Being Depreciated	18,232,953	4,486,501	-	22,719,454
Capital Assets Being Depreciated:				
Water Reclamation Facility	27,413,383	-	-	27,413,383
Reservoirs	13,270,486	-	-	13,270,486
Water and Sewer Mains	42,198,601	-	-	42,198,601
Office Building Improvements	272,271	-	-	272,271
Sewage Systems (Improvement Districts)	2,779,412	-	-	2,779,412
Equipment - Water and Sewer	2,653,942	922,864	-	3,576,806
Administration Building	529,200	-	-	529,200
Well Systems	340,052	-	-	340,052
Total Capital Assets Being Depreciated	89,457,347	922,864	-	90,380,211

Temescal Valley Water District
Notes to Financial Statements
June 30, 2021

3) CAPITAL ASSETS – Continued

	Beginning Balance	Increases	Decreases	Ending Balance
Less Accumulated Depreciation:				
Water Reclamation Facility	(14,637,628)	(390,630)	-	(15,028,258)
Reservoirs	(4,148,372)	(329,689)	-	(4,478,061)
Water and Sewer Mains	(10,436,786)	(860,187)	-	(11,296,973)
Office Building Improvements	(165,395)	(24,539)	-	(189,934)
Sewage Systems (Improvement Districts)	(2,540,987)	(39,775)	-	(2,580,762)
Equipment - Water and Sewer	(1,862,940)	(56,361)	-	(1,919,301)
Administration Building	(316,097)	(17,774)	-	(333,871)
Well Systems	(60,832)	(14,448)	-	(75,280)
Total Accumulated Depreciation	<u>(34,169,037)</u>	<u>(1,733,402)</u>	<u>-</u>	<u>(35,902,439)</u>
Capital Assets Being Depreciated, Net	<u>55,288,310</u>	<u>(810,538)</u>	<u>-</u>	<u>54,477,772</u>
Total Capital Assets, Net of Depreciation	<u>\$ 73,521,263</u>	<u>\$ 3,675,963</u>	<u>\$ -</u>	<u>\$ 77,197,226</u>

4) EXCESS SEWER CAPACITY DEPOSITS

In connection with the District's construction of its water reclamation plant, the District can offer "excess" sewer capacity to individuals outside Community Facilities Districts (CFD) 87-5 and 89-1. According to the agreement, the District shall pay to the CFDs, without interest, the reimbursement amount for the oversized sewer capacity utilized by the connection of those parties outside the CFDs. As of June 30, 2021, and 2020, the District held deposits of \$98,613 and \$98,613, respectively, from individuals interested in hooking up to the District's plant. Payment to the CFDs shall be due upon receipt of the full connection fee or commencement of service, whichever is earlier.

5) DESIGNATIONS OF DISTRICT UNRESTRICTED NET POSITION

For the amounts reported as unrestricted net position in these financial statements, the District's Board of Directors has designated \$15,018,407 to be set aside for the future major refurbishing or replacement of the wastewater utility plant as of June 30, 2021.

6) DEFINED BENEFIT PENSION PLAN

General Information about the Defined Benefit Pension Plan

Plan Description – All qualified permanent and probationary employees are eligible to participate in the Public Agency Cost-Sharing Multiple-Employer Defined Benefit Pension Plan (Plan) administered by the California Public Employees' Retirement System (CalPERS.) The plan consists of individual rate plans (benefit tiers) within a safety risk pool (police and fire) and a miscellaneous risk pool (all others.) Plan assets may be used to pay benefits for any employer rate plan of the safety and miscellaneous pools. Accordingly, rate plans within the safety or miscellaneous pools are not

Temescal Valley Water District
Notes to Financial Statements
June 30, 2021

6) DEFINED BENEFIT PENSION PLAN – Continued

separate plans under GASB Statement No. 68. Individual employers may sponsor more than one rate plan in the miscellaneous or safety risk pools. The District sponsors 2 rate plans (both are miscellaneous.) Benefit provisions under the Plan are established by State statute and District resolution. CalPERS issues publicly available reports that include a full description of the pension plan regarding benefit provisions, assumptions and membership information that can be found on the CalPERS website.

Benefits Provided – The Plan is a cost-sharing multiple-employer defined benefit pension plan administered by the California Public Employees’ Retirement System (CalPERS). A full description of the pension plan benefit provisions, assumptions for funding purposes but not accounting purposes, and membership information is listed in the June 30, 2018 Annual Actuarial Valuation Report. Details of the benefits provided can be obtained in Appendix B of the June 30, 2018 actuarial valuation report. This report is a publicly available valuation report that can be obtained at CalPERS’ website under Forms and Publications. The Plans’ provisions and benefits in effect at June 30, 2021, are summarized as follows:

	Miscellaneous	Miscellaneous PEPRA
	Prior to January 1, 2013	On or after January 1, 2013
Hire date		
Benefit formula	2% @ 60	2% @ 62
Benefit vesting schedule	5 years service	5 years service
Benefit payments	monthly for life	monthly for life
Retirement age	60	62
Monthly benefits, as a % of eligible compensation	2%	2%
Required employee contribution rates	7%	6.75%
Required employer contribution rates	9.281% + \$10,565	7.732% + \$1,606

Beginning in fiscal year 2016, CalPERS collects employer contributions for the Plan as a percentage of payroll for the normal cost portion as noted in the rates above and as a dollar amount for contributions toward the unfunded liability. The dollar amounts are billed on a monthly basis. The District’s required contribution for the unfunded liability paid in fiscal year 2021 was \$12,171.

Contributions – Section 20814(c) of the California Public Employees’ Retirement Law requires that the employer contribution rates for all public employers be determined on an annual basis by the actuary and shall be effective on the July 1 following notice of a change in the rate. Funding contributions for the Plans are determined annually on an actuarial basis as of June 30 by CalPERS. The actuarially determined rate is the estimated amount necessary to finance the costs of benefits earned by employees during the year, with an additional amount to finance any unfunded accrued liability. The District is required to contribute the difference between the actuarially determined rate and the contribution rate of employees. The District pays the required employee contribution on behalf of the employees.

Temescal Valley Water District
Notes to Financial Statements
June 30, 2021

6) DEFINED BENEFIT PENSION PLAN – Continued

The District's contributions to the Plan for the year ended June 30, 2021 were \$85,161.

Pension Liabilities, Pension Expenses and Deferred Outflows/Inflows of Resources Related to Pensions

As of June 30, 2021, the District reported \$140,674 net pension liability for its proportionate share of the net pension liability. The District's net pension liability for the Plan is measured as the proportionate share of the net pension liability. The net pension liability of the Plans is measured as of June 30, 2020, and the total pension liability for the Plan used to calculate the net pension liability was determined by an actuarial valuation as of June 30, 2019 rolled forward to June 30, 2020 using standard update procedures. The District's proportion of the net pension liability was based on a projection of the District's long-term share of contributions to the pension plans relative to the projected contributions of all participating employers, actuarially determined.

The District's proportionate share of the net pension liability as of June 30, 2019 and 2020 was as follows:

Proportion - June 30, 2019	0.00104%
Proportion - June 30, 2020	0.00129%
Change - Increase (Decrease)	0.00025%

For the year ended June 30, 2020, the District recognized pension expense of \$118,084. At June 30, 2021, the District reported deferred outflows of resources and deferred inflows of resources related to pensions from the following sources:

	Deferred Outflows of Resources	Deferred Inflows of Resources
Pension contributions subsequent to measurement date	\$ 85,161	\$ -
Differences between actual and expected experience	7,249	-
Changes in assumptions	-	1,003
Change in employer's proportion	36,222	-
Differences between the employer's contributions and the employer's proportionate share of contributions	31,203	-
Net differences between projected and actual earnings on plan investments	4,179	-
Total	\$ 164,014	\$ 1,003

\$85,161 reported as deferred outflows of resources related to contributions subsequent to the measurement date will be recognized as a reduction of the net pension liability in the year ended June 30, 2022. Other amounts reported as deferred outflows of resources and deferred inflows of resources related to pensions will be recognized as pension expense as follows:

Temescal Valley Water District
Notes to Financial Statements
June 30, 2021

6) DEFINED BENEFIT PENSION PLAN – Continued

Year Ending June 30,		
2022	\$	38,118
2023		24,996
2024		12,731
2025		2,005
2026		-
Thereafter		-

Actuarial Assumptions – The total pension liabilities in the June 30, 2019 actuarial valuations were determined using the following actuarial assumptions:

Valuation date	June 30, 2019
Measurement date	June 30, 2020
Actuarial cost method	entry-age normal
Actuarial assumptions:	
Discount rate	7.15%
Inflation	2.50%
Projected salary increase	(1)
Investment rate of return	7.15%
Mortality	(2)

(1) Depending on age, service and type of employment

(2) Derived using CalPERS' Membership Data for all Funds.

The mortality table used was developed based on CalPERS-specific data. The probabilities of mortality are based on the 2017 CalPERS Experience Study for the period from 1997 to 2015. Pre-retirement and Post-retirement mortality rates include 15 years of projected mortality improvement using 90% of Scale MP-2016 published by the Society of Actuaries. For more details on this table, please refer to the CalPERS Experience Study and Review of Actuarial Assumptions report from December 2017 that can be found on the CalPERS website.

Long-term Expected Rate of Return The long-term expected rate of return on pension plan investments was determined using a building-block method in which expected future real rates of return (expected returns, net of pension plan investment expense and inflation) are developed for each major asset class.

In determining the long-term expected rate of return, CalPERS took into account both short-term and long-term market return expectations as well as the expected pension fund cash flows. Using historical returns of all of the funds' asset classes, expected compound (geometric) returns were calculated over the short-term (first 10 years) and the long-term (11+ years) using a building-block approach. Using the expected nominal returns for both short-term and long-term, the present value of benefits was calculated for each fund. The expected rate of return was set by calculating the

Temescal Valley Water District
Notes to Financial Statements
June 30, 2021

6) DEFINED BENEFIT PENSION PLAN – Continued

rounded single equivalent expected return that arrived at the same present value of benefits for cash flows as the one calculated using both short-term and long-term returns. The expected rate of return was then set equal to the single equivalent rate calculated above and adjusted to account for assumed administrative expenses. The expected real rates of return by asset class are as followed:

Asset Class	New Strategic Allocation	Real Return Years 1 - 10 (1)	Real Return Years 11+ (2)
Global Equity	50%	4.80%	5.98%
Global Fixed Income	28%	1.00%	2.62%
Inflation Assets	-	0.77%	1.81%
Private Equity	8%	6.30%	7.23%
Real Estate	13%	3.75%	4.93%
Liquidity	1%	-	-0.92%

(1) An expected inflation of 2.0% used for this period.

(2) An expected inflation of 2.92% used for this period.

Sensitivity of the Proportionate Share of the Net Pension Liability to Changes in the Discount Rate – The following presents the District’s proportionate share of the net pension liability for the Plan, calculated using the discount rate for the Plan, as well as what the District’s proportionate share of the net pension liability would be if it were calculated using a discount rate that is 1-percentage point lower or 1-percentage point higher than the current rate:

1% Decrease	6.15%
Net Pension Liability	\$ 315,916
Current Discount Rate	7.15%
Net Pension Liability	\$ 140,674
1% Increase	8.15%
Net Pension Liability	\$ (4,124)

Pension Plan Fiduciary Net Position – Detailed information about the pension plan’s fiduciary net position is available in the separately issued CalPERS financial reports.

Payable to the Pension Plan – At June 30, 2021, the District reported a payable of \$0 for the outstanding amount of contributions to the pension plan required for the year ended June 30, 2021.

7) RISK MANAGEMENT

The District is exposed to various risks of loss related to torts; theft of, damage to and destruction of assets; errors and omissions; and natural disasters for which the District carries commercial insurance. Premiums are paid annually by the District. Claims liabilities are reported when it is probable that a loss has occurred and the amount of the loss can be reasonably estimated. As of

Temescal Valley Water District
Notes to Financial Statements
June 30, 2021

7) RISK MANAGEMENT - Continued

June 30, 2021 and June 30, 2020, there were no such liabilities to be reported. There have been no settlements in the past three fiscal years that have exceeded insurance coverage.

The District maintains a commercial general liability, wrongful acts, employment practices, and employment benefit liability policy with coverage in the amount of \$1,000,000 for each occurrence and aggregate coverage of \$3,000,000, fire damage coverage for any one fire of \$1,000,000, hired and non-owned auto liability coverage of \$1,000,000 per accident and excess liability coverage per occurrence/aggregate limit of insurance of \$5,000,000, and property insurance in the amount of \$22,468,981. The District also has crime coverage in the amount of \$250,000 for employee dishonesty and forgery or alteration, \$250,000 for theft, disappearance or destruction, and \$100,000 for computer fraud. As mandated by the State, the District has covered all employees with a workers' compensation policy through the State Compensation Insurance Fund.

8) DEBT WITHOUT DISTRICT COMMITMENT

The District has issued \$79,145,000 in Community Facilities District Special Tax Bonds to finance the acquisition and construction of public improvements within the Community Facilities Districts (CFD) No. 1, 2, and 3. In July of 2013, CFD Bonds 1, 2, and 3 were refinanced and combined into Series A and Series B bonds of \$51,695,000 and \$18,045,000. The refinanced bonds have the same maturity dates with a lower interest rate. In December 2018, the District issued \$22,260,000 CFD No. 4 Bonds. The Bonds were issued pursuant to the Mello-Roos Community Facilities Act of 1982, and are special obligations of the District payable solely from revenues derived from special taxes levied on taxable land within the Community Facilities Districts. The Bonds are not general obligations of the District. Neither the faith and credit of the District, nor of either County, nor the State or any related political subdivision, is pledged to the payment of the Bonds. Therefore, these Bonds are not reflected as debt in the District's financial statements. As of June 30, 2021, the remaining balance on the bonds was \$73,170,000.

9) COMMITMENTS AND CONTINGENCIES

Construction Commitments

The District has active construction projects as of June 30, 2021. At year-end the District's commitments are \$10,139,293.

Temescal Valley Water District
Notes to Financial Statements
June 30, 2021

10) RELATED PARTY TRANSACTIONS

The District contracts with Dudek for management and engineering services. The services of the general manager for the District are hired under this contract. The General Manager is a participant in Dudek's ESOP. The District owed Dudek \$15,252 and \$37,809 at June 30, 2021 and 2020, respectively, for services received. In addition, the District incurred the following costs for services provided by Dudek & Associates:

	Year Ended June 30,	
	2021	2020
General Management	\$ 254,399	\$ 256,048
Engineering and Special Projects	220,386	215,995
Total	\$ 474,785	\$ 472,043

11) LOAN PAYABLE

In the 2014-15 Fiscal year, the District entered into a loan agreement with the Elsinore Valley Municipal Water District (EVMWD) to purchase a pipeline owned by EVMWD for \$2,644,000. Under the terms of the agreement, in exchange for the pipeline, EVMWD received the right to use the District's excess capacity water rights from Western Municipal Water District (WMWD). The loan balance is reduced based on EVMWD's purchases of the District's excess water capacity. EVMWD's purchases from year to year are expected to fluctuate and, therefore, the final maturity of the loan is unknown because there is not an established repayment schedule. EVMWD purchased \$378,498 and \$305,859, in fiscal years 2020-21 and 2019-20, respectively, of the District's excess capacity rights from WMWD. The remaining loan balance as of June 30, 2021 and June 30, 2020 was \$703,282 and \$1,081,780, respectively.

The loan is a direct borrowing with no set repayment period or events of default.

12) LONG-TERM LIABILITIES

The following is a summary of long-term liability transactions for the year ended June 30, 2021:

	Beginning Balance	Additions	Deletions	Ending Balance	Due Within One Year
Net Pension Liability	\$ 106,487	\$ 34,187	\$ -	\$ 140,674	\$ -
Loan Payable from Direct Borrowings	1,081,780	-	378,498	703,282	-
Total Long-term Liabilities	\$ 1,188,267	\$ 34,187	\$ 378,498	\$ 843,956	\$ -

Temescal Valley Water District
Notes to Financial Statements
June 30, 2021

13) JOINT VENTURE

The District is a member of the California Finance Authority for Delinquent Special Taxes and Assessments (Authority), along with the Cities of Norco and Riverside. The Authority was established to implement and finance a program for the purchase from the member agencies of delinquent special taxes, assessments and property-related fees and charges that are collected on the secured property tax roll. The District has determined to assign to the Authority certain delinquent special taxes (levied under the Mello-Roos Community Facilities Act of 1982) in consideration of the agreement by the Authority to pay the purchase price to the District for such liens and to assume all responsibility and pay all costs in connection with the enforcement and collection of such liens. The Authority does not issue a separate financial report.

14) DUE TO CUSTODIAL FUND

The District, as a pass-through agency, held property tax assessments for the Community Facilities Districts of \$552,893 and \$468,257 as of June 30, 2021 and June 30, 2020, respectively. This amount represents the amounts received by the District prior to June 30, 2021 and June 30, 2020, for the benefit of the Community Facilities District (Custodial Fund).

15) IMPLEMENTATION OF NEW GASB PRONOUNCEMENTS

GASB has issued the following Statements, which may impact the District's financial reporting requirements in the future:

GASB 87 – Leases: This Statement requires recognition of certain lease assets and liabilities for leases that previously were classified as operating leases and recognized as inflows of resources or outflows of resources based on the payment provisions of the contract. The requirements of this Statement are effective for reporting periods beginning after December 15, 2020.

16) RESTATEMENT OF NET POSITION – FIDUCIARY FUND

The beginning net position of the Custodial Funds in the Statement of Changes in Fiduciary Net Position was restated by \$20,899,971 for the fiscal year ended June 30, 2021 as a result of the implementation of GASB 84, *Fiduciary Activities*.

REQUIRED SUPPLEMENTARY INFORMATION

Temescal Valley Water District
Required Supplementary Information
June 30, 2021

Schedule of the District's Proportionate Share of the Net Pension Liability
Last 10 Years*

Measurement Date	Proportion of the Net Pension Liability	Proportionate Share of Net Pension Liability	Covered Payroll	Proportionate Share of the Net Pension Liability as a % of Payroll	Plan Fiduciary Net Position as a % of the Total Pension Liability
2020	0.00129%	\$ 140,674	\$ 781,412	18.00%	89.32%
2019	0.00104%	106,487	868,541	12.26%	90.48%
2018	0.00080%	76,754	731,228	10.50%	91.33%
2017	0.00080%	79,781	650,346	12.27%	90.49%
2016	0.00059%	50,718	636,890	7.96%	91.79%
2015	0.00015%	10,501	630,835	1.66%	97.84%
2014	0.00048%	30,099	614,139	4.90%	91.51%

Notes to the Schedule of the District's Proportionate Share of the Net Pension Liability

Benefit Changes: None

Changes in Assumptions: In 2017, the accounting discount rate changed from 7.65% to 7.15%.

*Fiscal year 2015 was the first year of implementation; therefore, 10 years of information are not yet available.

Temescal Valley Water District
Required Supplementary Information
June 30, 2021

Schedule of Plan Contributions
Last 10 Years*

Fiscal Year	Contractually Required Contributions	Contributions in Relation to the Actuarially Determined Contributions	Contribution Deficiency/ (Excess)	Covered Payroll	Contributions as a % of Covered Payroll
2021	\$ 85,161	\$ (85,161)	\$ -	\$ 786,969	10.82%
2020	73,940	(73,940)	-	781,412	9.46%
2019	63,926	(63,926)	-	868,541	7.36%
2018	54,675	(54,675)	-	731,228	7.48%
2017	53,460	(53,460)	-	650,346	8.22%
2016	49,928	(49,928)	-	636,890	7.84%
2015	48,665	(48,665)	-	630,835	7.71%

Notes to the Schedule of Plan Contributions

Valuation Date: 6/30/2013, 6/30/2014, 6/30/2015, 6/30/2016, 6/30/2017, 6/30/2018 and 6/30/2019

*Fiscal year 2015 was the first year of implementation; therefore, 10 years of information are not yet available.